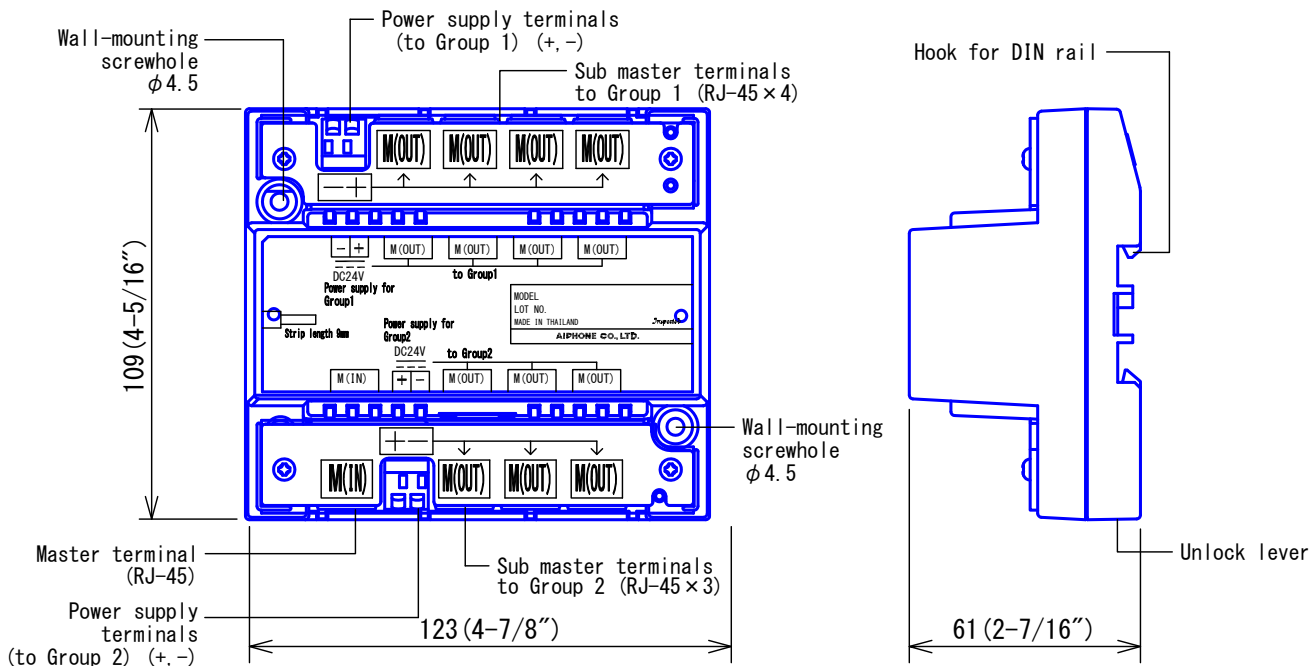
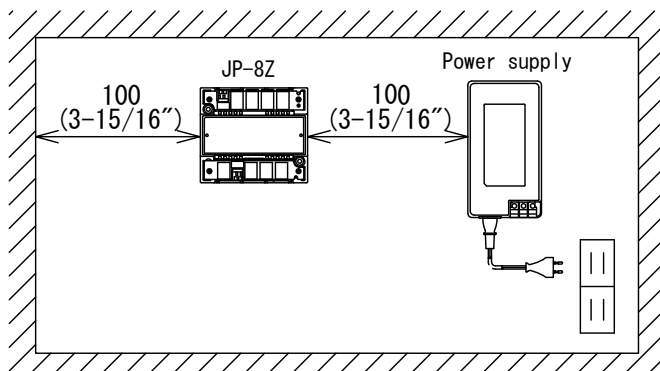


■ PRODUCT DRAWING



● MOUNTING

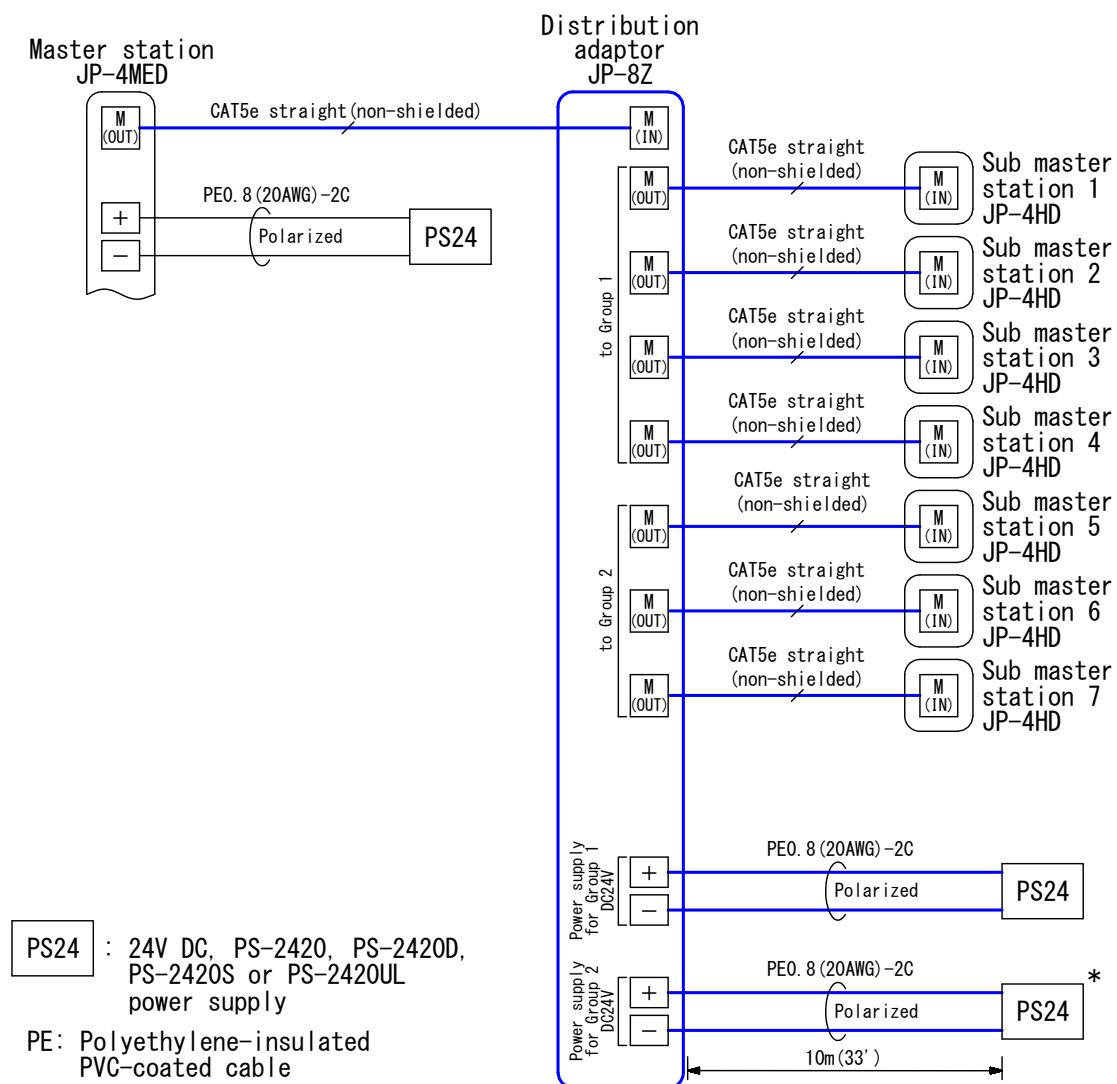


Locate JP-8Z together with Power supply inside an Enclosure box or other protected for limited access.

■ SPECIFICATIONS

Power source	24V DC. Supplied from Power supply		
Ambient temperature	0~40°C (+32° F - +104° F)		
Wiring distance	Cat5e	φ 0. 65 (22AWG)	φ 1. 0 (18AWG)
Master station - JP-8Z - Sub master station	250m (820')	-	-
JP-8Z - Sub master station	50m (165')	-	-
JP-8Z - Power supply	-	5m (16')	10m (33')
Mounting	Surface wall mounting or DIN rail (W-DIN11).		
Housing	Fire-retardant ABS plastic.		
Weight	Approx. 210g (0. 46lbs.)		
Unit color	Gray (5Y8/1 Munsell Approximation)		
Remarks	Used for: JP system		
DESCRIPTION	FIG. NAME	UNIT	DATE
DISTRIBUTION ADAPTOR (JP series)	PRODUCT/SPECIFICATIONS	mm	6 October, 2014
MODEL NO.	FIG. NO.	PAGE	REVISION
JP-8Z	59756-1-2	1/2	1
AIPHONE			

■ WIRING DIAGRAM



*. Up to four sub master stations can be supplied with one power supply.
Use two power supplies for 5 - 7 sub master stations.

■ RESTRICTIONS

- JP-8Z is compatible only with JP series.

■ FUNCTIONS

- You can connect up to 7 more sub master stations by branching the wiring from the master stations.

DESCRIPTION DISTRIBUTION ADAPTOR (JP series)	FIG. NAME WIRING/RESTR. /FCN.	UNIT mm	DATE 6 October, 2014
MODEL NO. JP-8Z	FIG. NO. 59756-2-2	PAGE 2/2	REVISION 1
AIPHONE			